

Denver's Permitting and Licensing Center

Step 1:

Create an account at <https://www.denvergov.org/AccelaCitizenAccess>. The email provided by you will be the one used to receive all updates to your permit status, including a link to pay fees.

[Register for an account](#) [Login](#)

Search...

[Home](#) [Development Services](#) [Business Licenses](#) [Contractor Licensing](#) [Right-of-Way](#) [Conveyance](#) [Fire](#) [Parks Recreation](#)

Advanced Search

Username or E-mail:

Password:

[Log in »](#)

Remember me on this computer

[I've forgotten my password](#)

[New Users: Register for an account](#)

Welcome to Denver's online permitting and licensing center!

- **Development Services:** Apply or pay for development and construction permits, Check plan review status, Schedule inspections, Search permit records
- **Business Licenses:** Apply, renew, or modify a business license, Search license records
- **Contractor Licensing:** Apply for or renew a license or certificate
- **Right-of-Way:** Apply for a ROW permit, Request an address, Schedule a ROW inspection, Search ROW permit records
- **Conveyance:** Apply for and maintain conveyance certificates, Search records, change contacts or renew a certificate and operational permit
- **Fire:** Apply for operational permits, Search records. [Denver Fire Department](#)

Once logged in you should see your name here.

Logged in as: **Your Name** [Collections \(0\)](#) [Account Management](#) [Logout](#)

Denver's Permitting and Licensing Center

Search...

[Home](#) [Development Services](#) [Business Licenses](#) [Contractor Licensing](#) [Right-of-Way](#) [Conveyance](#) [Fire](#) [Parks Recreation](#)

[Dashboard](#) [My Records](#) [My Account](#) [Advanced Search](#)

Step 2:

Be sure you are logged in. The page should look like this.

Welcome

You are signed in. Choose from common services below or find more services within the navigation above.



Development Services

Construction permits, fire construction and installation permits, site planning, plan review, inspections. Operational fire permits, hazardous materials, flammables, special events, marijuana, submit through the Fire tab

[Apply for a Permit](#) | [Find Your Record](#)



Business/Occupational, Short Term and Residential Rental Licensing

Security guards, temporary restaurants, pedal cab drivers, private security employers, and other online licenses



Right-of-Way (ROW) Services

Address assignments, street occupancy and cut permits, sanitary sewer repair, cutoff permits, and capital improvement projects.

[Apply for a Permit](#) | [Capital Improvement Project](#) | [CIP Submit Comments](#) | [Find Your Record](#)



Contractor Licensing

Demolition, construction, and trades

[Apply New](#) | [Renew or Manage](#) | [Search Licenses](#)

Denver's Permitting and Licensing Center

- Home
- Development Services
- Business Licenses
- Contractor Licensing
- Right-of-Way
- Conveyance
- Fire
- Parks Recreation

- Dashboard
- My Records
- My Account
- Advanced Search

Step 3:
Hover your cursor over the tab that reads **Fire** and click on it.

Welcome

You are signed in. Choose from common services below or find more services within the navigation above.

- Development Services**
Construction permits, fire construction and installation permits, site planning, plan review, inspections. Operational fire permits, hazardous materials, flammables, special events, marijuana, submit through the Fire tab
[Apply for a Permit](#) | [Find Your Record](#)

Right-of-Way (ROW) Services
Address assignments, street occupancy and cut permits, sanitary sewer repair, cutoff permits, and capital improvement projects.
[Apply for a Permit](#) | [Capital Improvement Project](#) | [CIP Submit Comments](#) | [Find Your Record](#)

Business/Occupational, Short Term and Residential Rental Licensing
Security guards, temporary restaurants, pedal cab drivers, private security employers, and other online licenses
[Apply New](#) | [Renew or Manage](#) | [Search Records](#)

Contractor Licensing
Demolition, construction, and trades
[Apply New](#) | [Renew or Manage](#) | [Search Licenses](#)

Conveyance
Permits for the operation, alteration, and installation of elevators,
[Apply New](#) | [Renew or Manage](#) | [Search Records](#)

Fire
Operational permits (hazardous materials, flammables, special events,
[Apply New](#) | [Renew or Manage](#) | [Search Licenses](#)

Denver's Permitting and Licensing Center

Step 4:
Hover your cursor over **Apply for Operational Permits** and click on it.

- Home
- Development Services
- Business Licenses
- Contractor Licensing
- Right-of-Way
- Conveyance
- Fire
- Parks Recreation

- Apply for Operational Permits
- Search My Permit Applications

Records

Showing 1-9 of 9 | [Add to collection](#)

Date	Record Number	Record Type	Description	Project Name	Expiration Date	Status	Action	Short Notes
<input type="checkbox"/>	04/24/2022	2022DFD-HP-002873	Fire Prevention High Pile Operational Permit	TESTING - High Pile 1	04/24/2023	Closed - Withdrawn		
<input type="checkbox"/>	04/24/2022	2022DFD-FL-002865	Fire Prevention Flammable Operational Permit	testing - flammables 1	04/24/2022	Closed - Withdrawn		
<input type="checkbox"/>	11/03/2021	2021DFD-SD-008113	Fire Prevention Same Day Operational Permit	asbestos	11/03/2021	Closed - Withdrawn		
<input type="checkbox"/>	07/23/2021	2021DFD-HZ-005608	Fire Prevention HAZMAT Operational Permit	dsfsadf	07/23/2021	Closed - Withdrawn		
<input type="checkbox"/>	07/19/2021	2021DFD-HZ-005465	Fire Prevention HAZMAT Operational Permit	sdfsdf	07/19/2021	Closed - Withdrawn		
<input type="checkbox"/>	03/22/2021	2021DFD-HZ-002337	Fire Prevention HAZMAT Operational Permit	HAZARDOUS MAT COMPANY	03/22/2022	Closed - Expired		

Denver's Permitting and Licensing Center

[Home](#) [Development Services](#) [Business Licenses](#) [Contractor Licensing](#) [Right-of-Way](#) [Conveyance](#) **Fire** [Parks Recreation](#)

[Apply for Operational Permits](#) [Search My Permit Applications](#)

Online Application

Welcome to Agency's Online Permitting System. Using this system you can submit and update information, pay fees, schedule inspections, track the status of your application, and record all from the convenience of your home or office, 24 hours a day.

Please "Allow Pop-ups from This Site" before proceeding. You must accept the General Disclaimer below before beginning your application.

General Disclaimer

While the Agency attempts to keep its Web information accurate and timely, the Agency neither warrants nor makes representations as to the functionality or condition of this Web site, its suitability for use, freedom from interruptions or from computer virus, or non-infringement of proprietary rights. Web materials have been compiled from a variety of sources and are subject to change without notice from the Agency as a result of updates and corrections.

All trademarks and service marks contained in or displayed on this website are the property of their respective owners. Any commercial use of the materials stored on

I have read and accepted the above terms.

[Continue Application »](#)

Step 5:

Read the **General Disclaimer**, and check the box stating you have read it. Then click on **Continue Application** box to advance to the next screen.

Denver's Permitting and Licensing Center



[Home](#) [Development Services](#) [Business Licenses](#) [Contractor Licensing](#) [Right-of-Way](#) [Conveyance](#) **Fire** [Parks Recreation](#)

[Apply for Operational Permits](#) [Search My Permit Applications](#)

Select a Record Type

Please click on Fire Prevention and then choose one of the following available record types. For fire construction permits, which are related to any commercial construction project in new or existing structures (installing sprinklers, fire alarms, etc.), submit through the Development Services tab. For assistance or for a type not listed below please contact us.

Please note: If you have already submitted an application and received a notice to submit additional information, do not create a new application to apply. If you have questions about submitting additional information for an existing application, please contact us at DENFPB@denvergov.org or 720-913-3474.

Fire Prevention

- Fire Prevention Aircraft Refueling Operational Permit
- Fire Prevention Conditional Operational Permit
- Fire Prevention Flammable Operational Permit
- Fire Prevention HAZMAT Operational Permit
- Fire Prevention High Pile Operational Permit
- Fire Prevention Marijuana Operational Permit
- Fire Prevention Same Day Operational Permit
- Fire Prevention Special Event Operational Permit
- I don't know what Fire Permit I need

Step 6:

Find the small arrow next to the text **Fire Prevention**. This arrow points to the right. Click on the arrow to expand the menu of options below and **select Fire Prevention Flammables Operational Permit**. Then click on the **Continue Application** box to advance to the next screen.

[Continue Application »](#)

Fire Prevention Flammable Operational Permit

1 Step 1	2 Step 2	3 Step 3	4 Step 4	5 Review	6	7
----------	----------	----------	----------	----------	---	---

Step 1: Step 1 > Detailed Information

* indicates a required field.

Detail Information

Please enter your Business Name and a general description of your operation as it applies to Fire Prevention

* Business Name:

Description of Operations and Permits Needed:

[spell check](#)

Step 7: All fields with a red asterisk are mandatory. Fill out your business name. Description of Operations is optional. Then click on the **Continue Application** box to advance to the next screen.

Save and resume later

Continue Application »

Fire Prevention Flammable Operational Permit

1 Step 1	2 Step 2	3 Step 3	4 Step 4	5 Review	6	7
----------	----------	----------	----------	----------	---	---

Step 1: Step 1 > Location

Use the Address Location tool below to search for the address this Permit Application is intended for. If you can't locate the address using this tool please CLEAR YOUR SEARCH and click 'Continue Application' at the bottom of the screen and then enter your address into the section provided under "Alternate Address" In case of questions, please contact us at 720 913-3474 or denfpb@denvergov.org

* indicates a required field.

Address

* Street No.: Direction: --Select* Street Name: Street Type: --Select*

Unit Type: --Select-- Unit No.:

Step 8: Do not fill out this section, make sure this area is cleared.

Address

Street No.: Direction: --Select Street Name: Street Type: --Select

Unit Type: --Select-- Unit No.:

[Search](#) [Clear](#)

Parcel

*Parcel Number:

[Search](#) [Clear](#)

Step 9:
Then click on **Continue Application** to advance to the next screen.

Owner

Owner Name:

[Search](#) [Clear](#)

[Save and resume later](#)

[Continue Application »](#)

Denver's Permitting and Licensing Center

Search...

[Home](#) [Development Services](#) [Business Licenses](#) [Contractor Licensing](#) [Right-of-Way](#) [Conveyance](#) **Fire** [Parks Recreation](#)

[Apply for Operational Permits](#) [Search My Permit Applications](#)

Fire Prevention Flammable Operational Permit

1 Step 1 2 Step 2 3 Step 3 4 Step 4 5 Review 6 7

Step 1: Step 1 > Alternate Address

* indicates a required field.

Custom Fields

NON VALIDATED ADDRESS

Description of your address: *

spell check

Step 10:
Type **Various Sites** in the **Non Validated Address** field. Then click on **Continue Application** to advance to the next screen.

[Save and resume later](#)

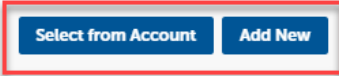
[Continue Application »](#)

Step 1: Step 1 > Contacts

* indicates a required field.

Applicant

To add new contacts, click the **Select from Account** or **Add New** button. To edit a contact, click the **Edit link**. **"Add New"** is a person just for this application if you want to use this person regularly you can add them under **Account Management**.



Step 11:

You must fill out these **3** fields on the **Contacts** page, **2nd Emergency** contact field is optional. Click on **Add New** and fill out all contact fields with a red asterisk, then click on **Save**.

Business Manager/Owner

To add new contacts, click the **Select from Account** or **Add New** button. To edit a contact, click the **Edit link**. **"Add New"** is a person just for this application if you want to use this person regularly you can add them under **Account Management**.



Cont..

You will not be able to save if you have left a mandatory field blank. The next time you apply, you should be able to click open **Select From Account** and select from the saved info.

1st Emergency Contact

To add new contacts, click the **Select from Account** or **Add New** button. To edit a contact, click the **Edit link**. **"Add New"** is a person just for this application if you want to use this person regularly you can add them under **Account Management**.



Step 1: Step 1 > Contacts

* indicates a required field.

Applicant

To add new contacts, click the **Select from Account** or **Add New** button. To edit a contact, click the **Edit link**. **"Add New"** is a person just for this application if you want to use this person regularly you can add them under **Account Management**.

✔ **Contact added successfully.**

Your Name Last Name
Your business name
 YourEmail@address.com
 Home phone:
 Mobile Phone:(720) 913-3111|
 Work Phone:(720) 913-3111
 Fax:
 Edit Remove

Step 12:

When all fields have been filled out correctly, the page will look like this. Then click on **Continue Application** to advance to the next screen.

Business Manager/Owner

To add new contacts, click the **Select from Account** or **Add New** button. To edit a contact, click the **Edit link**. **"Add New"** is a person just for this application if you want to use this person regularly you can add them under **Account Management**.

✔ **Contact added successfully.**

Your Name Last Name
Your business name
 YourEmail@address.com
 Home phone:
 Mobile Phone:(720) 913-3111
 Work Phone:(720) 913-3111
 Fax:
 Edit Remove


To add new contacts, click the **Select from Account** or **Add New** button. To edit a contact, click the **Edit link**. **"Add New"** is a person just for this application if you want to use this person regularly you can add them under **Account Management**.



Custom Fields

APPLICATION ITEMS

Hours of Operation:

Requested Start Date: 

- * Is there any Welding or Cutting: Yes No
- * Are there more than 500 tires or 2,500 sq ft of Tire Storage: Yes No
- * Is there any Security Fencing with Barbed Wire: Yes No
- * Is there any Commercial Cleaners and Solvents: Yes No
- * Is there any Compressed Gas: Yes No
- * Is there any Battery Storage: Yes No
- * Is there any Flammable Liquid Storage: Yes No
- * Are there any Industrial Ovens or Furnaces: Yes No
- * Is there any LPG Storage: Yes No
- * Does the LPG have Cage Installation(s): Yes No
- * Are there any Paint Spray Rooms or Booths: Yes No
- * Are there any Portable Heating Devices: Yes No
- * Are you using Temporary Heat for Construction: Yes No
- * Does the Building have a Code Compliant Sprinkler System: Yes No
- * Does the Building have a Code Compliant Fire Alarm System: Yes No
- * Do you have an emergency or backup generator: Yes No
- * Are you doing a Tank Install or Removal: Yes No
- * Are you using Portable Fueling Vehicles or Food Truck Vehicles: Yes No
- * Are there any Abandon/Vacant Buildings: Yes No

Step 13:
Select the **LPG Storage** and **Portable Fueling Vehicles or Food Truck** options. Then click on **Continue Application** to advance to the next screen.



Save and resume later


Continue Application >

31 - LPG STORAGE AND USE

What is the Purpose or Use of the LPG:

LPG Use Location:

LPG Storage Location:

Date of Installation: * 

Number of 20 pound Cylinders:

Number of 33 pound Cylinders:

Number of 40 pound Cylinders:

Number of 100 pound Cylinders:

Number of 420 pound Cylinders:

Aggregate Weight of All Cylinders (Total):

Step 14:
Enter today's date in the "Date of Installation" field

Enter the amount of propane you are using.

Food Trucks are limited to **TWO (2) 100 LB** cylinders max.

30 - LPG Cage Installation

40 - SPRAY ROOMS AND BOOTHS

21 - TANK INSTALLATION AND REM

18.2 - MOBILE REFUELING

License Plate Number:

Vehicle identification number (VIN):

Make and model of vehicle:

Is this a Refueling Vehicle: * Yes No

Fuel tank and/or Container size on vehicle:

Type of fuel on vehicle:

It is mandatory to enter both the "License Plate Number" and the "VIN".

Click "No" to the question "Is this a Refueling Vehicle"?

Then click on "Continue Application".

Denver's Permitting and Licensing Center

Search... 

Home Development Services Business Licenses Contractor Licensing Right-of-Way Conveyance **Fire** Parks Recreation

Apply for Operational Permits Search My Permit Applications

Fire Prevention Flammable Operational Permit

1	2 Step 2	3 Step 3	4 Step 4	5 Review	6 Pay Fees	7
---	----------	----------	----------	----------	------------	---

Step 4: Step 4 > Document Attachments

* indicates a required field.

Attachment

The maximum file size allowed is 1024 MB.

Name	Type	Size	Latest Update	Action
No records found.				

Step 15:

Click the Add button, which will open a window to attach the **required documents** from your computer.

Add 

Save and resume later

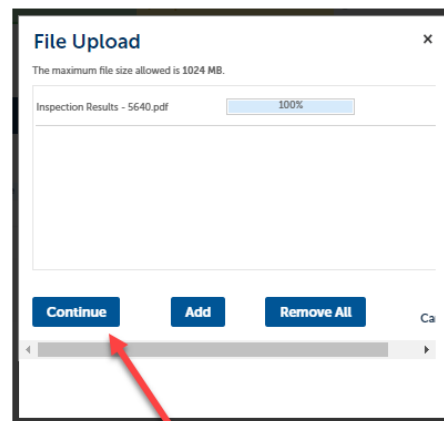
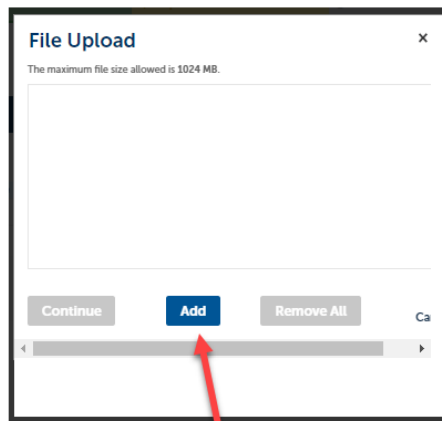
Continue Application »

Step 15 cont'd:

You will need to attach three pictures:

- 1) A copy of your Food Truck registration
- 2) A copy of your driver's license
- 3) A copy of the report from your current fire suppression test and inspection and fire extinguisher service and inspection (suppression systems reports are required every 6 months and fire extinguishers are required once a year)

If you have a cleaning report from a professional hood cleaning service, please attach this report as well. Then, click on **Continue Application**.



Step 16:

Click on **Add** and attach the required documents from your computer. Then you will see it added on the next screen where you will click on **Continue**.

Fire Prevention Flammable Operational Permit



Step 4: Step 4 > Document Attachments

* indicates a required field.

Attachment

The maximum file size allowed is 1024 MB.

Name	Type	Size	Latest Update	Action
No records found.				

* Type: Fire-Plot Plan

File: Inspection Results - 5640.pdf
100%

* Description: VIN and Drivers License.

spell check

Save Add Remove All

Step 17:

For the **Type** of document, select **Fire-Plot Plan** in the drop down menu.

Under **Description**, in the box type the description of the attachments.

Then click **Save** and **Continue Application**.

Save and resume later

Continue Application »

Fire Prevention Flammable Operational Permit

1	2	3 Step 3	4 Step 4	5 Review	6 Pay Fees	7 Record Issuance
---	---	----------	----------	----------	------------	-------------------

Step 5: Review

[Save and resume later](#) [Continue Application »](#)

Please review all information below. Click the "Edit" buttons to make changes to sections or "Continue Application" to move on.

Permit Type


Fire Prevention Flammable Operational Permit

Detail Information [Edit](#)

Please enter your Business Name and a general description of your operation as it applies to Fire Prevention

31.3 - TEMPORARY HEAT	Edit
78.2 Abandon/Vacant Building	Edit
15.8 Transport Diesel Fuel	Edit
16 USE OF WASTE OIL HEATER	Edit

Step 18:
Review your application and if everything is correct then click on **Continue Application**.



Attachment [Edit](#)

The maximum file size allowed is 1024 MB.

Name	Type	Size	Latest Update	Action
Inspection Results - 5640.pdf	Fire-Plot Plan	71.91 KB	06/24/2022	Actions ▾

[Save and resume later](#) [Continue Application »](#)


Home Development Services Business Licenses Contractor Licensing Right-of-Way Conveyance **Fire** Parks Recreation

[Apply for Operational Permits](#) [Search My Permit Applications](#)

Fire Prevention Flammable Operational Permit

1	2	3 Step 3	4 Step 4	5 Review	6 Pay Fees	7 Record Issuance
---	---	----------	----------	----------	------------	-------------------

Step 7: Record Issuance

 For "Same Day" Operational Permits your permit is issued.
For all other Operational Permits your application has been successfully submitted. Please print this page and retain a copy for your records.

Your application has been received and will be processed in the order in which it has been received. Applications are typically reviewed within one week, however many factors can affect this timeframe and your patience is appreciated. If you have questions about the status please contact denfbp@denvergov.org and reference the record number of the applications.

You will also be notified of any fees due through email.

After payment is received your permit will be issued.

Step 19:

You will receive this confirmation with your **record number**. When your application is approved you will receive an email letting you know that it is Ready to Pay. Once you pay your invoice you will receive your permit.

Thank you for using our online services.
Your Record Number is 2022DFD-FL-004547.



You will need this number to check the status of your application or to schedule/check results of inspections. Please print a copy for your records.